

Total Calls: 493

Top 10 Need Requests

1	Electric Service	
	Payment Asst.	4.0 %
2	Food Pantries	2.0 %
3	Dental Care	1.0 %
4	Section 8 Housing	
	Choice Vouchers	1.0 %
5	Food Stamp Applications	1.0 %
6	General Legal Aid	1.0 %
7	Community Clinics	1.0 %
8	General Clothing Provision	1.0 %
9	Prescription Expense Asst.	1.0 %
10	Telephone Service	
	Payment Asst.	1.0 %

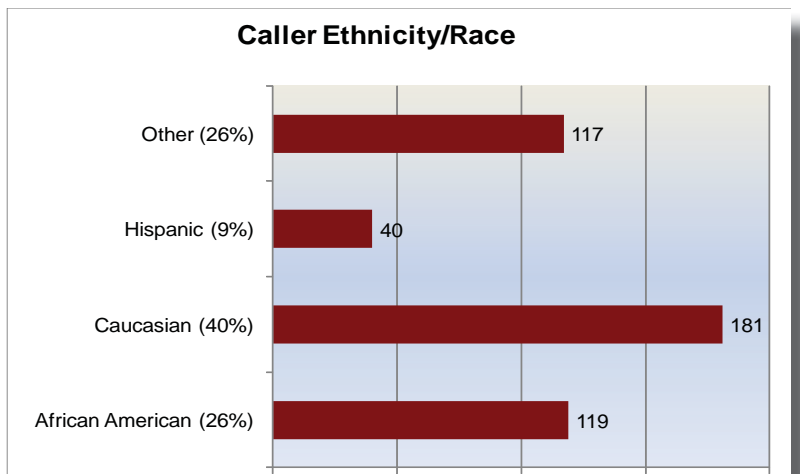
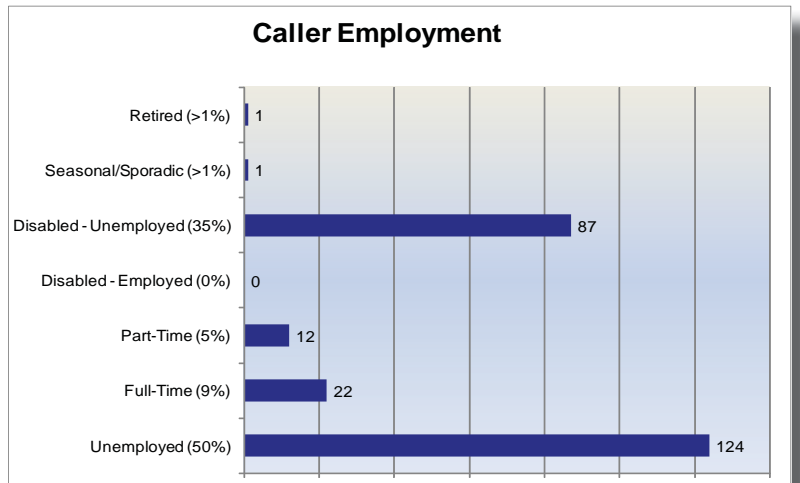
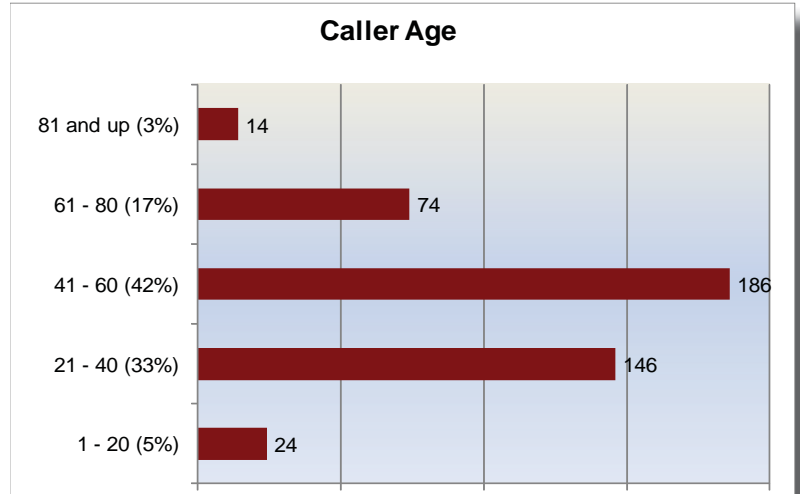
Unmet Needs

1	Electric Service	
	Payment Asst.	1.0 %
2	Rent Payment Asst.	1.0 %
3	Fans/Air Conditioners	1.0 %
4	Dentures	>1.0 %
5	Mortgage Payment Asst.	>1.0 %

Caller's City

Caldwell	283
Chriesman	2
Deanville	6
Lyons	6
Snook	50
Somerville	146

Caller Demographics *



* Graphs do not reflect data not captured or client's right to refusal

